

BEDFORD COUNTY VETERANS -WWII-



The Bedford County Veterans-WWII video tour is viewable in 5 parts. While it is possible to view them anywhere, we include directions to each of the segment sites. For a hard copy map, call the Bedford County Visitors Bureau and we'll be happy to send one to you. Our phone number is (800)765-3331.

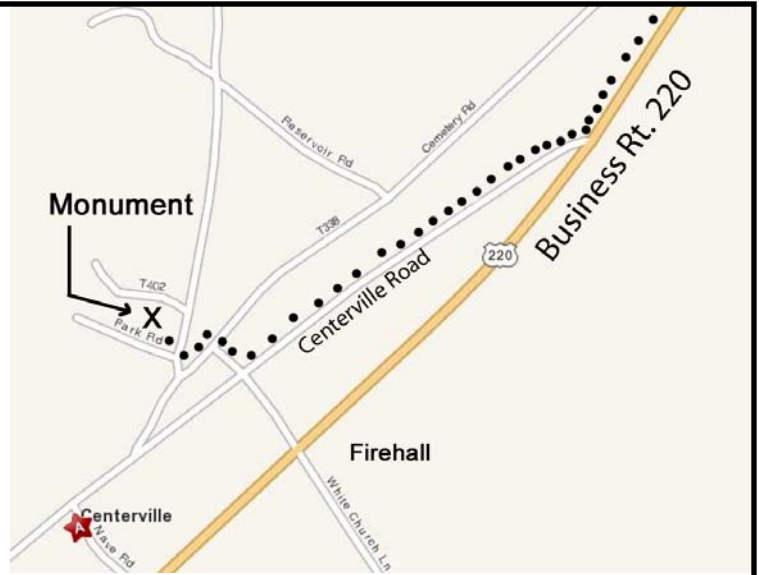
1-Intro Play Time: 15 minutes

Directions: This segment can be viewed anywhere. It is a brief overview of WWII.

2-Centerville Play Time: 14 ½ minutes

Location: Cumberland Valley WW2 Monument in Centerville

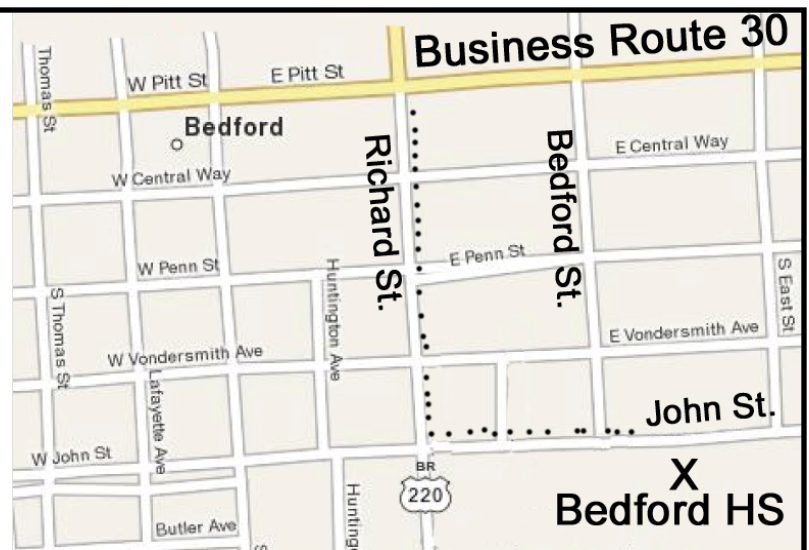
Directions: From Bedford, take I99/Route 220 South. Drive about 16 miles on Route 220 South. Just before you come into Centerville, bear right onto Centerville Road. Drive about 300 yards and turn right. Then, make a left at the "T". Drive 40 yards and turn right onto Park Road. The monument is just ahead.



3-Bedford Play Time: 31 minutes

Location: Bedford High School in Bedford PA

Directions: In the town of Bedford, take Richard Street (business Rt. 220) south. Drive 2 blocks to John Street. Turn left onto John Street. Drive 1 ½ blocks to Bedford High School.

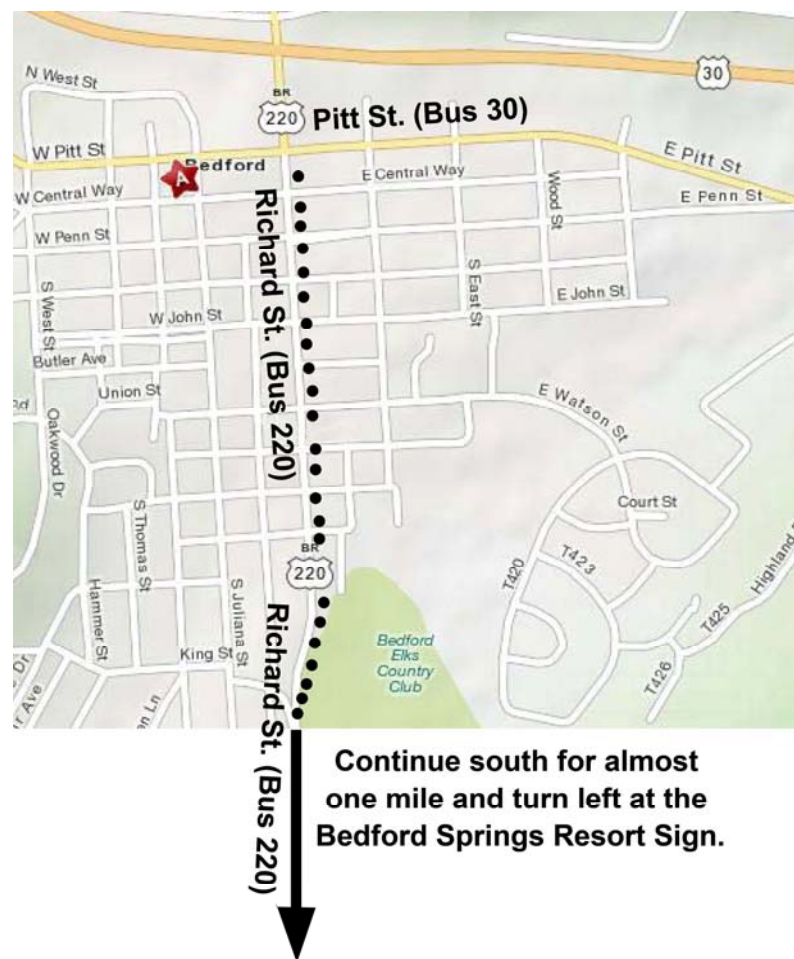


4-Bedford Springs Hotel

Play Time: 42 minutes

Location: Exterior (or interior) of the Bedford Springs Hotel

Directions: From Bedford, take Richard Street (Business Rt. 220) south. Drive about 1 mile and turn left (at the sign pointing toward the Bedford Springs Hotel) Continue for about ½ mile to the resort. Valet parking is offered here. Lunch and dinner possibilities include the semi-formal "Crystal Room" and the more informal "Frontier Tavern". Lunch/dinner prices range from \$12 to \$40.

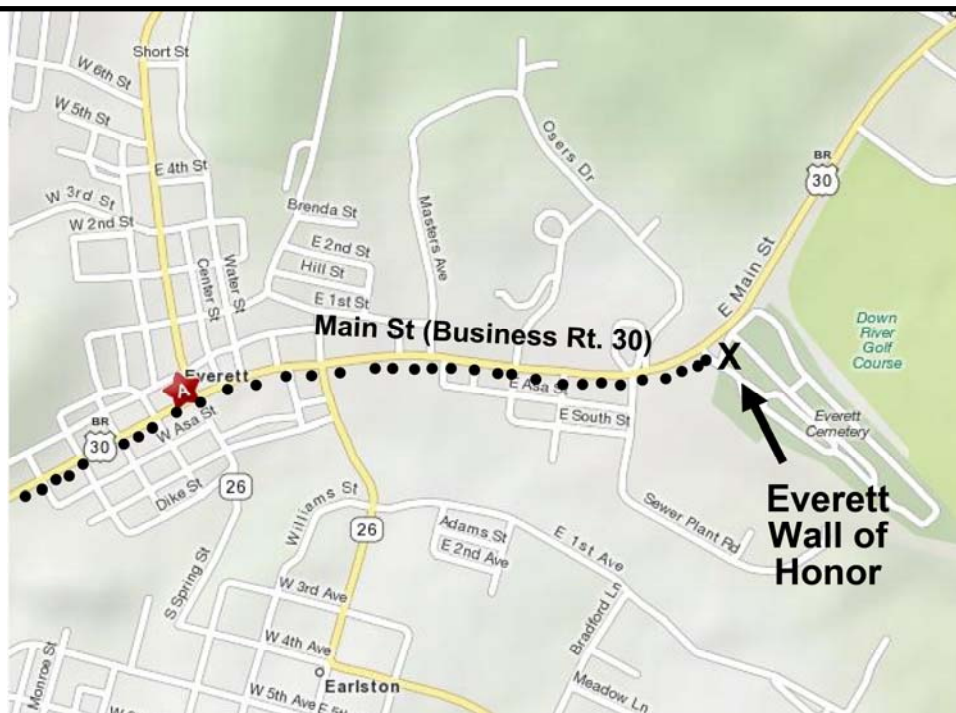


5-Everett

Play Time: 19 minutes

Location: The Everett Wall of Honor, just outside the Everett Cemetery in Everett, PA

Directions: From Bedford, take Route 30 East for 8 miles. Bear right onto Business Route 30 into the town of Everett. Drive straight through town. After passing the dome shaped ice cream stand (on your right), turn into the Everett Cemetery (also on the right). Park near the front entrance. The Everett Wall of Honor stands at the entrance.



QUESTIONS? - Call the Bedford County Visitors Bureau at (800)765-3331.